

The IQVDA02/03 provide up to  
14 equalized analog video outputs.

# IQVDA02/03

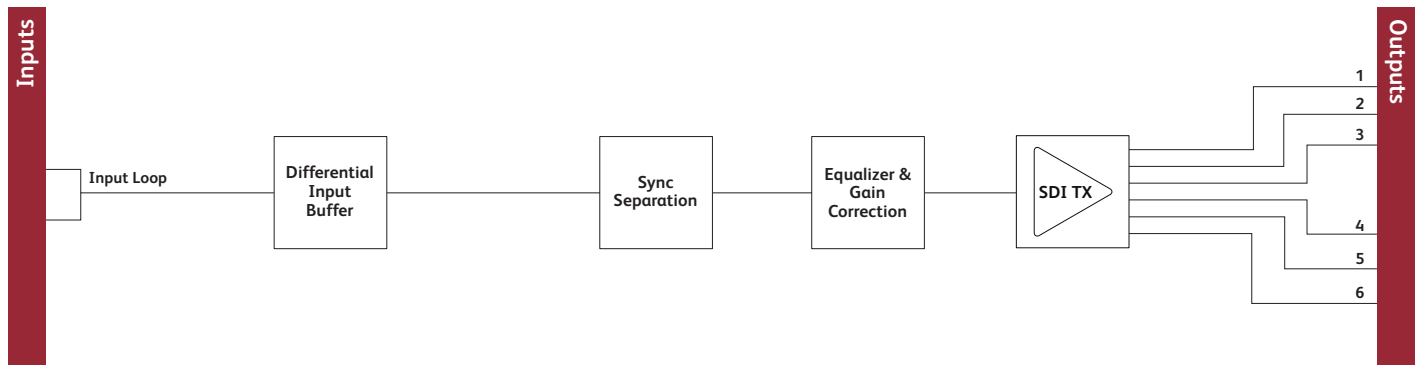
## Analog Video Distribution Amplifier

### Does this module suit your application?

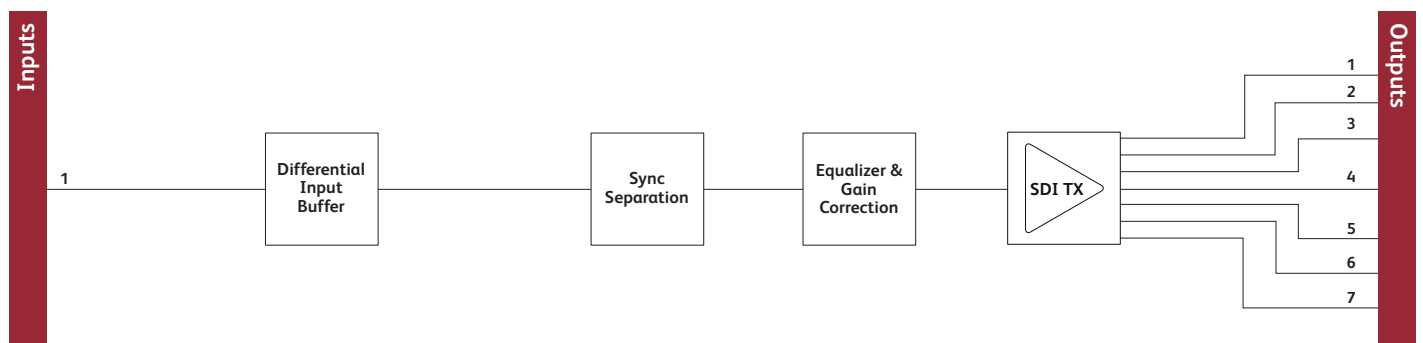
- Up to 14 high quality outputs
- Balanced loop-through input
- Terminating input option allows extra output
- 35 MHz bandwidth
- Equalizer, better than  $\pm 0.1$  dB to 15 MHz with 100 m RG59 cable

### Why should you choose this module?

- Ideal budget distribution amplifier for analog video applications
- Maintenance of video quality ensured by the 35 MHz frequency response
- Equalizer ensures the flat response ( $\pm 0.1$  dB) to 15 MHz necessary for quality distribution



Block Diagram for IQVDA0201-1A



Block Diagram for IQVDA0301-1A

## Order codes for IQH3A enclosures

### **IQVDA0201-1A**

Analog Video DA. Loop-through input, 6 outputs.

### **IQVDA0301-1A**

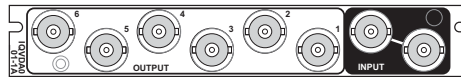
Analog Video DA. Terminating input, 7 outputs.

### **IQVDA0206-2A**

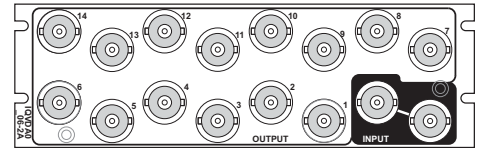
Analog Video DA. Loop-through input, 14 outputs.

For more details on enclosure types please refer to datasheet IQH3A.

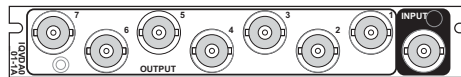
Company policy is one of continuous product improvement. Specifications are therefore provisional and subject to change without notice. All other trademarks mentioned herein are duly acknowledged.



IQVDA0201-1A



IQVDA0206-2A



IQVDA0301-1A

## Technical Specification

### Inputs and Outputs

#### Signal Input

Video 1 Balanced loop-through (terminating input option)

#### Signal Outputs

Video Up to 14 Unbalanced Outputs

### Card Edge and RollCall controls

#### Control Ranges

Gain +6 dB to -4 dB typical  
Equalization Equalizes up to 100 m of RG59 to 15 MHz  $\pm 0.1$  dB

#### Indicators

Power OK  
Sync detect OK (Green)

### Specifications

Frequency response 0-100 m RG59U (or equivalent)  
15 MHz  $\pm 0.1$  dB  
typ. -0.33 dB at 20 MHz  
typ. -3 dB at 36 MHz  
Differential gain Better than 0.1%  
Differential phase Better than 0.1°  
Signal/noise ratio Better than 75 dB rms. (unified weighting filter)  
50 Hz tilt K50 Hz Better than 0.5%  
Output D.C.  $\pm 45$  mV max.  $\pm 10$  mV typical  
Insertion delay 17 ns  
Max. input level +6 dB  
CMRR Better than 55 dB at 50 Hz  
Better than 45 dB at 250 Hz  
Better than 50 dB at LF  
Input return loss Better than 40 dB at 5 MHz  
Better than 36 dB at 10 MHz  
Headroom +6 dB  
Output impedance 75 ohms  $\pm 1\%$   
Output isolation Better than 38 dB to 5 MHz  
Better than 36 dB to 10 MHz  
Output return loss Better than 36 dB to 5 MHz  
Better than 33 dB at 10 MHz  
Gain Unity  $\pm 1\%$  as supplied

### Power Consumption

Module power consumption 3 W